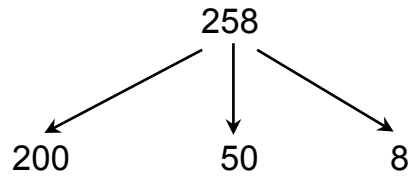


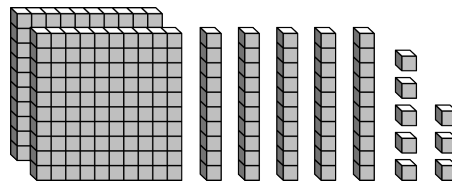
**Lesson 7.1** Reteach

Find the value of each digit in 258.

The digit 2 has a **place value** of 100 because it is in the hundreds place.



Hundreds	Tens	Ones
<u>  2  </u>	<u>  5  </u>	<u>  8  </u>



The digit 2 has a value of 2 hundreds, or 200.

The digit 5 has a value of 5 tens, or 50.

The digit 8 has a value of 8 ones, or 8.

Identify the value of each digit.

1.

158

\_\_\_\_\_

2.

376

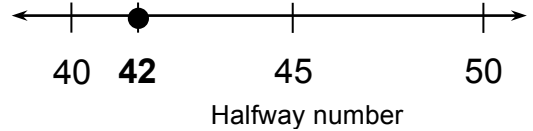
\_\_\_\_\_

**Lesson**  
**7.2**

**Reteach**

To **round** a number to the nearest ten, replace the number with its nearest multiple of ten. When a number is halfway between two multiples of ten, use the greater number.

**Example** Round 42 to the nearest ten.

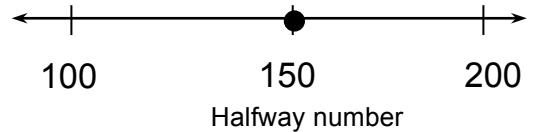


**Step 1:** Plot 42 between its nearest multiples of ten on a number line.

**Step 2:** Decide which multiple of ten to use. 42 is between 40 and 50. 42 is closer to 40 than it is to 50.

So, 42 rounded to the nearest ten is 40.

**Example** Round 150 to the nearest hundred.

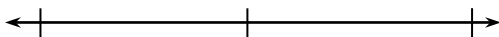


**Step 1:** Plot 150 between its nearest multiples of 100 on a number line.

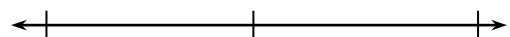
**Step 2:** Decide which multiple of 100 to use. 150 is halfway between 100 and 200, so use the greater number.

So, 150 rounded to the nearest hundred is 200.

1. Round 75 to the nearest ten. \_\_\_\_\_



2. Round 449 to the nearest hundred. \_\_\_\_\_



**Lesson**  
**7.3**

**Reteach**

**Use Place Value to Round Numbers**

- Find the place to which you are rounding.
- Look at the digit to the right. If it is less than 5, then the digit in the place you are rounding stays the same. If it is 5 or greater, then the digit in the place you are rounding increases by 1.
- Write zeros for the digits to the right of the place you are rounding.

**Example**

Round 75 to the nearest ten.

Tens (round)	Ones (look at)
7	5 (It is 5 or greater.) Add 1. Write 0.
$\begin{array}{r} + 1 \\ \hline 8 \end{array}$	0

80

**Example**

Round 243 to the nearest hundred.

Hundreds (round)	Tens (look at)	Ones
2	4 (It is less than 5.) 2 stays the same. Write zeros.	3
2	0	0

200

1. Round 32 to the nearest ten.

\_\_\_\_\_

2. Round 389 to the nearest hundred.

\_\_\_\_\_

**Lesson**  
**7.4**     **Reteach**

An **estimate** is a number that is close to an exact number.

**Compatible numbers** are numbers that are easy to add mentally and are close to the actual numbers.

**Example**

Round to the nearest hundred to estimate the sum.

3 8 6	→ Think: Is 386 closer to 300 or 400?	→	4 0 0
+ 4 2 7	→ Think: Is 427 closer to 400 or 500?	→	4 0 0
<hr style="width: 80px; margin: 0;"/>		+	8 0 0

**Example**

Use compatible numbers to estimate the sum.

1 2 1	Think: What numbers close to 121 and 678 are easy to add?		1 2 5
+ 6 7 8			6 7 5
<hr style="width: 80px; margin: 0;"/>		+	8 0 0

1. Round to the nearest ten to estimate the sum.

2 6	→	
+ 8 3	→	+
<hr style="width: 80px; margin: 0;"/>		

2. Round to the nearest hundred to estimate the sum.

3 7 5	→	
+ 2 3 1	→	+
<hr style="width: 80px; margin: 0;"/>		

Use compatible numbers to estimate the sum.

- 3.

2 9	→	
+ 4 4	→	+
<hr style="width: 80px; margin: 0;"/>		

- 4.

1 7 8	→	
+ 5 2 6	→	+
<hr style="width: 80px; margin: 0;"/>		

# Lesson 7.5 Reteach

You can use rounding or compatible numbers to estimate a difference.

**One Way:** Round to the nearest ten to estimate the difference.

$$\begin{array}{r} 852 \\ - 316 \\ \hline \end{array} \longrightarrow \text{Think: Is 852 closer to 850 or 860?} \longrightarrow \begin{array}{|c|c|c|} \hline 8 & 5 & 0 \\ \hline \end{array}$$

$$\begin{array}{r} 316 \\ - 310 \\ \hline \end{array} \longrightarrow \text{Think: Is 316 closer to 310 or 320?} \longrightarrow \begin{array}{|c|c|c|} \hline 3 & 2 & 0 \\ \hline \end{array}$$

$$\begin{array}{|c|c|c|} \hline 5 & 3 & 0 \\ \hline \end{array}$$

**Another Way:** Use compatible numbers to estimate the difference.

$$\begin{array}{r} 94 \\ - 28 \\ \hline \end{array} \quad \text{Think: What numbers close to 94 and 28 are easy to subtract?}$$

$$\begin{array}{|c|c|c|} \hline 1 & 0 & 0 \\ \hline - & 2 & 5 \\ \hline 7 & 5 & \\ \hline \end{array}$$

1. Round to the nearest ten to estimate the difference.

$$\begin{array}{r} 41 \\ - 17 \\ \hline \end{array} \longrightarrow \begin{array}{|c|c|} \hline & \\ \hline \end{array}$$

2. Round to the nearest hundred to estimate the difference.

$$\begin{array}{r} 482 \\ - 229 \\ \hline \end{array} \longrightarrow \begin{array}{|c|c|c|} \hline & & \\ \hline - & & \\ \hline & & \\ \hline \end{array}$$

Use compatible numbers to estimate the difference.

3.

$$\begin{array}{r} 77 \\ - 49 \\ \hline \end{array} \longrightarrow \begin{array}{|c|c|c|} \hline & & \\ \hline - & & \\ \hline & & \\ \hline \end{array}$$

4.

$$\begin{array}{r} 595 \\ - 307 \\ \hline \end{array} \longrightarrow \begin{array}{|c|c|c|} \hline & & \\ \hline - & & \\ \hline & & \\ \hline \end{array}$$